

How to use QR codes to check into a venue

User guide




1 Download the NHS COVID-19 app from the App Store or Google Play Store.




2 When you visit a venue, check to see if there is a NHS COVID-19 app QR poster on display.



3 Open your NHS COVID-19 app and tap "Venue Check In". Now use your smartphone camera to scan the QR code on the poster.



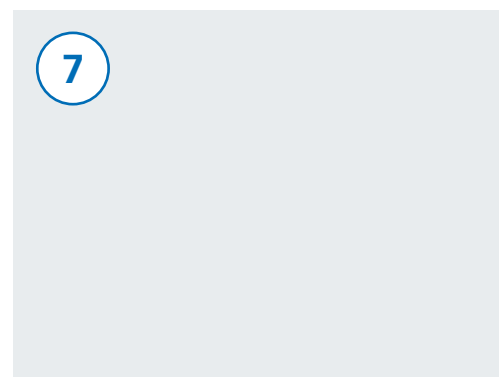
4 The time and date of your visit will be stored on the app. It will not be sent or shared with anyone else.



5 After scanning your QR code on the poster, you are now successfully checked in.



6 If you go to another venue, open your NHS COVID-19 app and tap "Venue Check In". Now use your smartphone camera to scan their QR poster.



7 You may get an alert if NHS contact tracers identify that you have recently visited a venue where you may have come into contact with coronavirus (COVID-19). If you are under 18, you are advised to show this alert to a trusted adult.



8 If you develop coronavirus (COVID-19) symptoms, make sure to record them in the NHS COVID-19 app and follow Government guidelines/advice.